

XY801A

Connector Details

Harness Family: Chassis_RT

Color: BLACK

Gender: FEMALE

Part Number: 7298-8001-30

Part Description: --

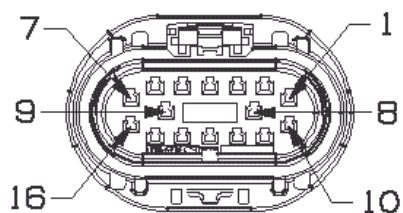
Connector No: X801A

Option: Standard

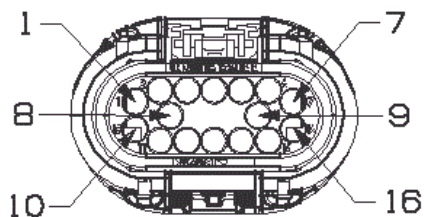
Cavity Count: 16

Connector Views

Mating Side:



Wire Insertion Side:



Isometric View:



Location Views

Standard

[View](#)

Diagrams ▶

Connector Repair Kits ▼

Note: To request a repair kit be created or for issues related to an existing kit, please submit a feedback.

North America Repair Kit: 68622667AA

Europe Repair Kit: 6000632779

Pin	Circuit	Wire Color	Gauge/Size	Function	Option
1	L52	WH	1.0	LEFT STOP LAMP DRIVER	BASE
1	L9	YE	0.75	LEFT STOP/TURN FEED	PREMIUM
2	L145	WH/OG	0.75	LEFT SIDE MARKER CONTROL	
2	N0	NA	0	NO CONNECT	
3	L563	WH/GY	0.35	LEFT REAR LIGHTING FAULT SENSE	
4	F923	PK/YE	0.50	RUN RELAY CONTROL	
4	N0	NA	0	NO CONNECT	
5	D215	DB/WH	0.35	CAN IHS (+)	
5	N0	NA	0	NO CONNECT	
6	D216	WH	0.35	CAN IHS (-)	
6	N0	NA	0	NO CONNECT	
7	L63	WH/DG	0.75	LEFT REAR TURN LAMP DRIVER	
7	N0	NA	0	NO CONNECT	
8	L15	WH/BG	0.75	LEFT BACKUP LAMP DRIVER	
9	L71	WH/GY	0.75	LEFT REAR PARK LAMP DRIVER	
10	L19	BG/WH	0.50	CARGO LAMP DRIVER	
11	L51	WH/DG	0.35	BRAKE LAMP SWITCH OUTPUT	
12	N0	NA	0	NO CONNECT	
13	P221	GN/BG	1.0	TAILGATE LOCK	
14	P220	GN/WH	1.0	TAILGATE UNLOCK	
15	N0	NA	0	NO CONNECT	
15	P711	GN	0.35	LEFT BLIND SPOT INDICATOR DRIVER	
16	Z925	BK/GY	0.75	GROUND	

XY801A

Connector Details

Harness Family: JUMPER_PICKUP_BED_LEFT

Color: BLACK

Gender: MALE

Part Number: 7297-8005-30

Part Description: --

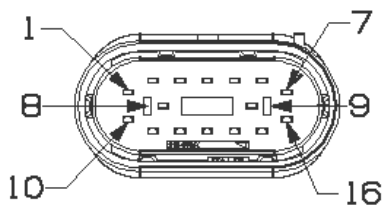
Connector No: Y801A

Option: Standard

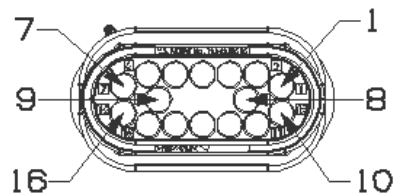
Cavity Count: 16

Connector Views

Mating Side:



Wire Insertion Side:



Isometric View:



Location Views

Standard

[View](#)

Diagrams ►

Connector Repair Kits ▼

Note: To request a repair kit be created or for issues related to an existing kit, please submit a feedback.

North America Repair Kit: 68622717AA

Europe Repair Kit: 6000632829

Pin	Circuit	Wire Color	Gauge/Size	Function	Option
1	L52	WH	1.0	LEFT STOP LAMP DRIVER	BASE
1	L9	YE	1.0	LEFT STOP/TURN FEED	PREMIUM
2	L145	WH/OG	1.0	LEFT SIDE MARKER CONTROL	
2	N0	NA	0	NO CONNECT	
3	L563	WH/GY	0.50	LEFT REAR LIGHTING FAULT SENSE	
3	N0	NA	0	NO CONNECT	
4	F923	PK/YE	0.50	RUN RELAY CONTROL	
4	N0	NA	0	NO CONNECT	
5	D215	DB/WH	0.50	CAN IHS (+)	
5	N0	NA	0	NO CONNECT	
6	D216	WH	0.50	CAN IHS (-)	
6	N0	NA	0	NO CONNECT	
7	L63	WH/DG	1.0	LEFT REAR TURN LAMP DRIVER	
7	N0	NA	0	NO CONNECT	
8	L15	WH/BG	1.0	LEFT BACKUP LAMP DRIVER	
9	L71	WH/GY	1.0	LEFT REAR PARK LAMP DRIVER	
10	L19	BG/WH	0.75	CARGO LAMP DRIVER	
11	L51	WH/DG	0.35	BRAKE LAMP SWITCH OUTPUT	
12	N0	NA	0	NO CONNECT	
13	P221	GN/BG	0.50	TAILGATE LOCK	
14	P220	GN/WH	0.50	TAILGATE UNLOCK	
15	N0	NA	0	NO CONNECT	

15	P711	GN	0.50	LEFT BLIND SPOT INDICATOR DRIVER
----	------	----	------	-------------------------------------

16	Z925	BK	1.0	GROUND
----	------	----	-----	--------