

**Part Number:** 7297-4331-30

**Part Description:** --

**Connector No:** Y600A

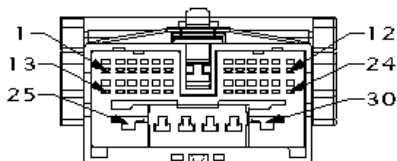
**Option:** Standard

**Repair Kit Part Number:** [Mopar Connector Repair Kits](#)

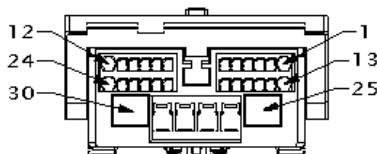
**Cavity Count:** 30

## Connector Views

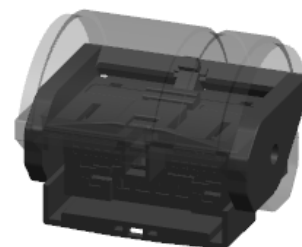
**Mating Side:**



**Wire Insertion Side:**



**Isometric View:**



## Location Views

LHD

[View](#)

RHD

[View](#)

## Diagrams ►

Pin	Circuit	Wire Color	Gauge/Size	Function	Option
1	N0	NA	0	NO CONNECT	
2	C110	DB/BU	0.50	MIRROR HEATER DRIVER	
3	E12	OG/GY	0.35	PANEL LAMPS DRIVER	
4	N0	NA	0	NO CONNECT	
5	G161	VT/DG	0.35	LEFT DOOR LOCK SWITCH STATUS	
6	G755	VT/BG	0.35	DRIVER DOOR SECONDARY AJAR SWITCH SENSE	

7	L161	WH/GN	0.35	LEFT FRONT TURN SIGNAL CONTROL	LHD
7	L160	WH/BG	0.35	RIGHT FRONT TURN SIGNAL CONTROL	RHD
8	M5	WH/GN	0.35	AMBIENT LIGHTING CONTROL	
9	N0	NA	0	NO CONNECT	
10	N0	NA	0	NO CONNECT	
11	P72	BG/GY	0.50	PASSENGER MIRROR VERTICAL DRIVER	
12	Z911	BK/YE	0.50	GROUND	EXCEPT EXPORT
12	Z911	BK/VT	0.50	GROUND	EXPORT
13	F408	PK/DB	0.75	MIRROR SWITCH SUPPLY	
14	P76	BG/BU	0.50	MIRROR COMMON DRIVER	
15	P124	GN/WH	0.35	LEFT FRONT PASSIVE ENTRY HANDLE SWITCH RETURN	
16	P125	GN/YE	0.35	LEFT FRONT PASSIVE ENTRY HANDLE SWITCH SENSE	
17	P371	BG/BN	0.35	DOOR LOCK SW RTN DRIV	
18	G75	VT	0.35	DRIVER DOOR AJAR SWITCH SENSE	
19	N0	NA	0	NO CONNECT	
20	N0	NA	0	NO CONNECT	
21	P711	GN	0.35	LEFT BLIND SPOT INDICATOR DRIVER	LHD
21	P712	GN/WH	0.35	RIGHT BLIND SPOT INDICATOR DRIVER	RHD
22	N0	NA	0	NO CONNECT	
23	N0	NA	0	NO CONNECT	
24	P74	BG/OG	0.50	PASSENGER MIRROR HORIZONTAL DRIVER	
25	Q11	OG/GN	2.0	DRIVER WINDOW DRIVER (UP)	

26	P777	GN/DG	0.75	DOOR LOCK CONTROL
27	P910	BG/GN	0.75	FRONT DRIVER DOOR UNLOCK
28	N0	NA	0	NO CONNECT
29	N0	NA	0	NO CONNECT
30	Q21	OG/WH	2.0	DRIVER WINDOW DRIVER (DOWN)